



**JAGANNATH  
INTERNATIONAL  
SCHOOL**

**HOLIDAY HOMEWORK**  
**SESSION 2021-22**

**EDUCATION  
gives you  
wings to FLY.**

## Dear Parents ,

The summer vacations are here. We are all in a new normal situation and I hope you and your family are safe and healthy as you read this message. Thank you so much for your patience and understanding. Virtual online classrooms have arrived and at JIS learning is in full motion. Our goal is to provide continuous educational opportunities and practice for students.

We have designed work to be done during holidays for our students keeping in mind the present situation. One of our main focus point for our students has been inculcation of a “growth mindset”. A growth mindset unlocks our ability to learn and grow especially during challenging times. Because of this experience and our growth mindset, I believe we all will be stronger when we come out on the other side of the COVID-19 Pandemic! History is being written! We hold the pen! Together, we will write the BEST story for our children!

“Each child is an individual and must be allowed to bloom, express his feelings and ideas.” My Dear Parents, spend time listening to your child, sharing household chores, playing, laughing, exercising, relaxing and above all praying to the power you believe in.

## Summer Goals

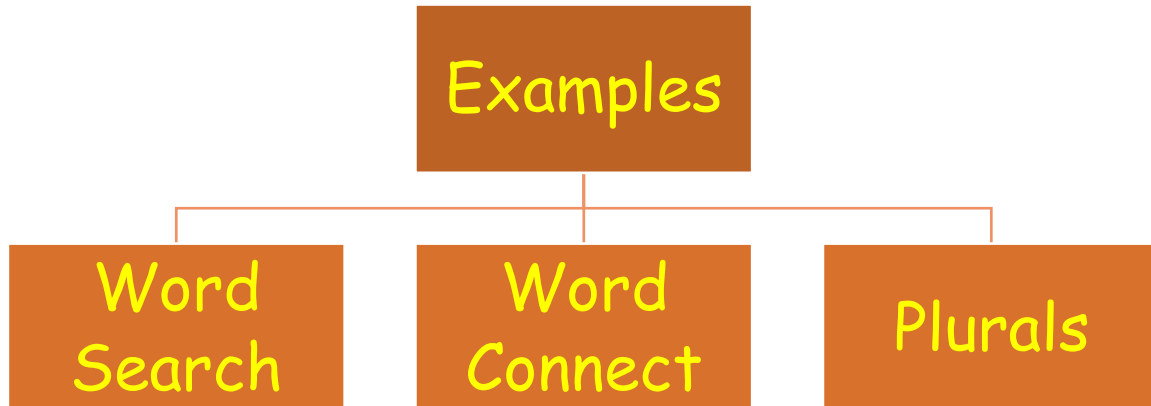
- Start your day with gratitude prayers.
- Exercise and meditate daily to stay fit and energetic.
- To bring discipline in life, assign a permanent work place and set your work routine.
- Practice good manners. Use magic words like “Sorry, Thank you, Please “.
- Assist your mother in small household tasks like dusting, filling water bottles etc.
- Listen and narrate moral stories.
- We have designed some fun filled activities for Kids.
- Encourage your child to do them independently and neatly under your guidance.
- Use the resources available at home to do the task.
- Practice reading and writing every day.
- Make one daily notebook in which writing can be done and observations can be written.

## CLASS IV


## ENGLISH

Create your own board game with cards, alphabets, dice, pawns, blocks, etc.

Few examples are:



### PICTORIAL EXAMPLES

<u>NAME</u>	<u>PICTORIAL EXAMPLE</u>
Word Search	





Word  
Connect

## PLURAL OF NOUNS

-s -es -ies -ves IRREGULAR

**START**

girl	cat	Move ahead 3 spaces!	sandwich	bus
book	tooth	Miss a turn!	leaf	baby
watch	potato	Go back 1 space!	t-shirt	kiss
box	goose	Miss a turn!	umbrella	foot
brush	shelf	fireman	fish	mouse
fox	briefcase	fridge	sausage	bag

**GOOD LUCK!**

**FINISH**

collective.com

Plurals

Use cardboard, coloured sheets, colours or any other materials to present your game.

 THE SHARED LINKS ARE FOR REFERENCE PURPOSE ONLY 

LINK #1 <https://youtu.be/kdNcDSdDkw4>

LINK #2 <https://youtu.be/wi8dC8n8hdg>

LINK #3 <https://youtu.be/IfIIZiJRpc8>

Use your Creativity and innovative ways to present your work.

Click pictures while doing the activity and make short video as explained in the class.

Send your homework to this email id: [coordinatorjrjis@gmail.com](mailto:coordinatorjrjis@gmail.com)

Subject line of the mail must be: **Child's Full Name, Class and Section.**

 REVISE ALL THE WORK DONE DURING ONLINE CLASSES 

# हिंदी

## नाचो या गाओ



भारत में कई प्रकार की भाषाएँ बोली जाती हैं पंजाबी , मराठी , गुजराती आदि। छात्र किसी भी प्रांतीय भाषा पर नृत्य (FOLK DANCE) प्रस्तुत कर सकते हैं या फिर गाना (FOLK SONG) गा सकते हैं।

- \* वीडियो की समयावधि एक मिनट की होनी चाहिए। इससे अधिक लम्बी न हो।
- \* वीडियो कोई भी एक भेजनी है-Folk Dance या Folk Song दोनों में से कोई भी एक ।
- \* वीडियो somaassignmentthindi@gmail.com पर भेज दें।
- \* Email करते समय Subject में अपना नाम ,कक्षा जरूर लिखें।
- \* इस गतिविधि के अंक दिए जाएँगे। सभी को यह गतिविधि भेजना अनिवार्य है।

**ऑनलाइन क्लास में करवाए गए पाठों का याद करिए –**

अमोली - पाठ - 1 मुझको तुम अच्छी लगती हो

हिंदी व्याकरण एवं रचना - पाठ -1 भाषा और व्याकरण

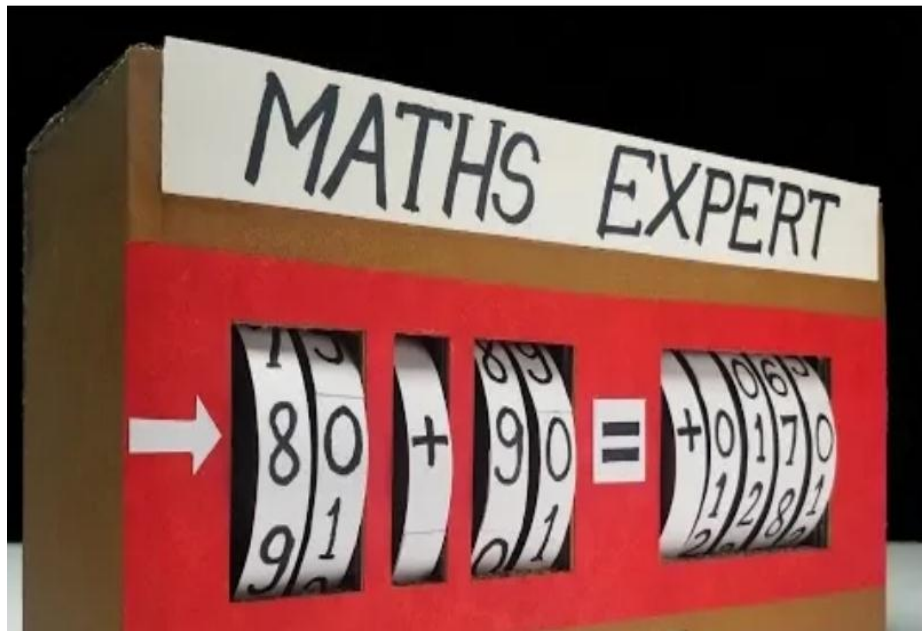
# MATHEMATICS

Working Model of

**Maths Expert**

(Refer this link)

<https://youtu.be/e-v05zQYLDs>



Note- Child has to record a short video (not more than 1 minute),  
express the working of his/her model and send it via mail at

[payal.angraschool@gmail.com](mailto:payal.angraschool@gmail.com)

**Subject line of the mail must be Child's full Name, Class and Section.**

- Revise and practice the syllabus covered in online classes.

Ch-1 Numeration

# SCIENCE

*Children, would you like to have birds visiting you everyday?*



Let's reuse a milk/ juice carton to create an easy bird feeder as shown in the picture above.

1. Cut out the openings ( front and back) and also along the wings outline, leaving the top of the wings attached.
2. Paint beak, wings, eyes and the bird's body.
3. Make a hole on the top of the carton and insert a string to hang.
4. Pour bird seeds into openings.
5. Hang outside to let your feathered friends fill their beaks and tummies!

## **IMPORTANT INSTRUCTIONS:**


- Take two best pics of your bird feeder along with you and mail them at [g3434255@gmail.com](mailto:g3434255@gmail.com)
- The subject line of the mail should be child's full name, class and section.



# SOCIAL SCIENCE

## Prepare a Travel Brochure on Gujarat

An informative brochure can be a great way to present various educational topics at glance.



### IMPORTANT INSTRUCTIONS:

- Use colourful sheets to make brochure attractive.
- Paste pictures of tourist places, food, festivals, dance form etc..
- Write short description about the festivals, food, tourist places etc..
- Send it via mail at [v27g22p78@gmail.com](mailto:v27g22p78@gmail.com)
- Subject line of the mail must be Child's full name, class and section.

Revise Ch1- My Motherland India