

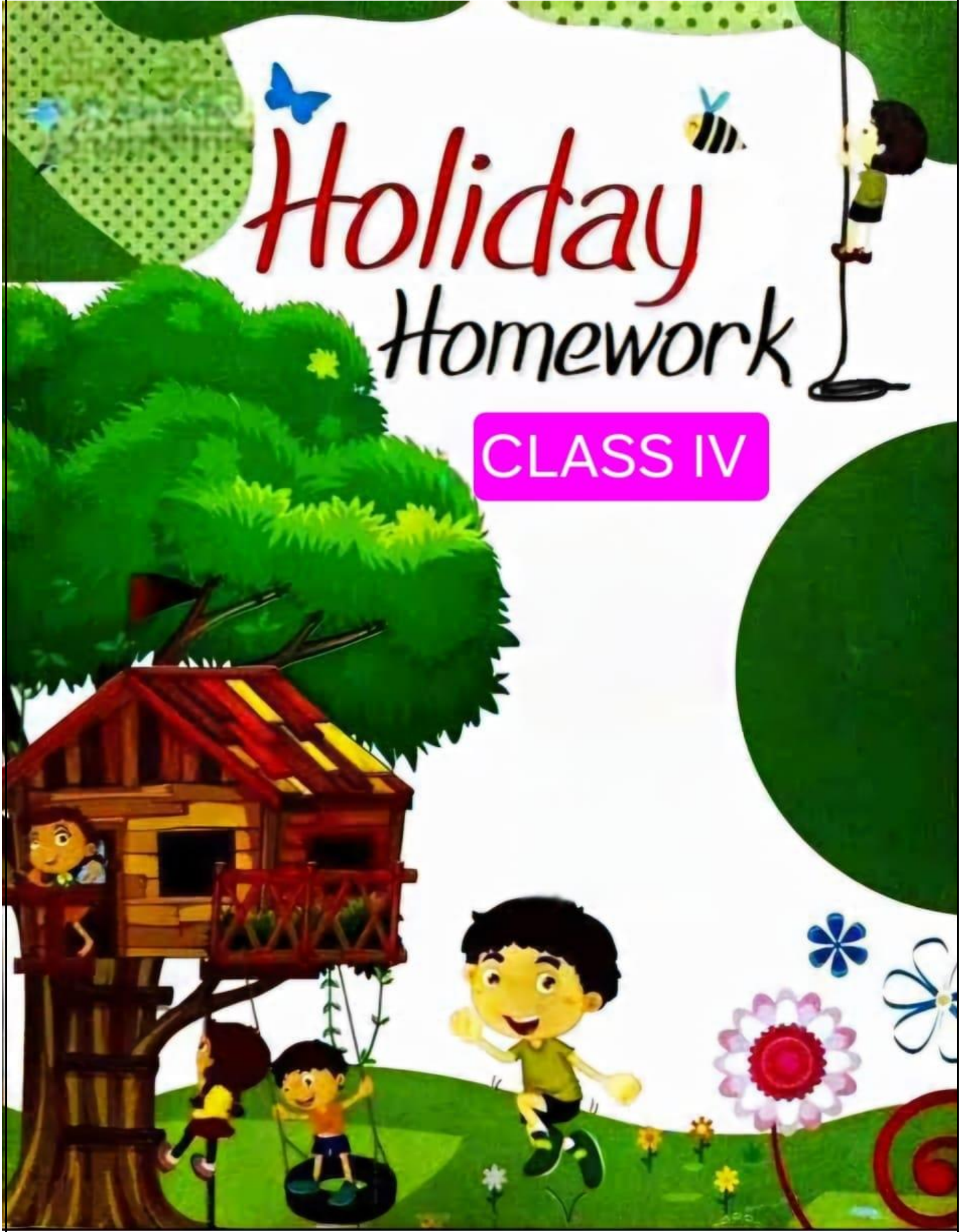


**Jagannath International School**

**Block- D, Pushpanjali Enclave, Pitampura, Delhi-110034**

# Holiday Homework

CLASS IV



**Dear Parents/Students**

The much awaited summer holidays have arrived. We have planned some of fun-filled, enjoyable and intellectual activities to keep you positively engaged throughout the holidays.

*Switch on the thinking engines of your mind,*

*Whatever you have learnt just rewind.*

*Little bit of research and lots of imagination,*

*Will make your holidays fruitful and add colours to your creation.*

*Now get set go.....*

*Give shape to your project.*

*Don't forget to write the topic and put the name tag.*

*When the school reopens bring back your treasure as per the dates.*

*To go through it will be a pleasure.*

### **NOTE FOR THE PARENTS AND THE STUDENTS**

1. The role of the parent is to be a facilitator and guide to steer the child in the right direction.
2. Follow the guidelines strictly given by teachers to complete the work.
3. Do the holiday homework as guided and links are just for reference, let the students show their own creativity.
4. Use the resources available at home to do the task.
5. Look for interesting books and read as much as you can.
6. Practice writing compositions / stories/ dialogues to improve writing skills.
7. Encourage your child to do them independently and neatly under the elder's guidance.
8. Practice meditation, Yoga, deep breathing and physical workout.
9. Indulge in activities like dance, aerobics, singing, drawing and colouring.
10. Converse in English.
11. The dates of submitting Holiday Homework will be given when school reopens.
12. Go to grandparents' house and let them mingle with the children. Their love and emotional support is very important for your children. Take pictures with them. Write a paragraph on the given topic 'A Day spent with Grandparents.'

**HAPPY SUMMER HOLIDAYS!**

## ENGLISH

### ROLL NO:1-8

#### **1. HOMOPHONE PAIRS**

Create 10 flashcards with homophone pairs (e.g, flower/flour) front and back. 10 cards with their meanings (front and back). Match homophone pairs with their correct meaning cards.

#### LINK IS JUST FOR REFERENCE

<https://youtu.be/EV7NAJCzCy0?si=Bu9a74Lg0Z3AQRE4>

Attachments area

Preview YouTube video Homophones Activity | Homophones Flashcard activity



#### IMPORTANT NOTE

- a. Size: 6"x6"
- b. Use cardboard or hard material for the flash card.

## **ROLL NO:9-18**

### **2. SYNONYM SQUAD**

Create 10 flashcards with words written-on it. 10 cards with their meanings (front and back). Match synonyms with their correct word card.

#### **LINK IS JUST FOR REFERENCE**

<https://youtube.com/shorts/th07ca1CuzY?si=7mfKpfTCUzWi8pT>

#### **IMPORTANT NOTE**

- a. Size: 6”x6”
- b. Use cardboard or hard material for the flash card.

#### **HOW TO MAKE A FLASH CARD?**

<https://youtube.com/shorts/BPoIoiHEhvI?si=Ap3qtK0c8b0mlHjn>

## **ROLL NO: 19-28**

### **PUPPET TALK**

Read any one of the books given below. Make 2 beautiful and attractive puppets of your favourite characters from the story book. Also prepare short dialogues which you will speak in the classroom using your hand puppets.

#### **LINKS ARE JUST FOR REFERENCE**

#### **HOW TO MAKE PUPPETS ?**

<https://youtube.com/shorts/1XthDS0MM0I?si=rw1JtWwdkG9dcoOC>

<https://youtube.com/shorts/z5W7xkNvooQ?si=-2ufGCz7kgZ7SekG>

[https://youtube.com/shorts/4\\_ZLP\\_IMZIg?si=pYTYTl6awFGiWCfz](https://youtube.com/shorts/4_ZLP_IMZIg?si=pYTYTl6awFGiWCfz)



## **BOOKS:**

### **CHOOSE ANYONE AND DO THE HOMEWORK**

1. The Emperor's New Clothes
2. Aesop fables
3. The Little Red Riding Hood
4. Jungle Book

## **IMPORTANT NOTE**

1. **Make a separate notebook. Make an attractive cover for the notebook.**
2. **Write 3 narrative paragraph writing.**
3. **Write 3 descriptive paragraph writing.**
4. **Write 3 dialogue writing.**
5. **Do this writing work neatly without errors.**
6. **Parents are requested to check their work before sending to school.**

**PRACTICING WRITING SKILLS IN A NOTEBOOK HAS TO BE DONE BY ALL THE STUDENTS.**

## **हिंदी**

ग्रीष्मावकाश को मनोरंजक बनाने के लिए रंगीन पेंसिल, चित्र, स्टीकर्स आदि का उपयोग करके एक आकर्षक डायरी बनाइए। डायरी में निम्नलिखित विषयों को शामिल कीजिए।

- \* मेरा प्रिय पर्यटन स्थल का चित्र बनाते हुए उसकी विशेषताओं को अपने शब्दों में लिखिए।
- \* पंचतंत्र की कहानियाँ/ हितोपदेश की कहानियां पढ़िए। किसी एक कहानी को चित्र सहित अपने शब्दों में लिखिए।
- \* आपके द्वारा बनाई एक रेसिपी (नींबू पानी, आम पन्ना शरबत) लिखिए।
- \* प्रतिदिन पाँच नए शब्द अर्थ सहित लिखिए।

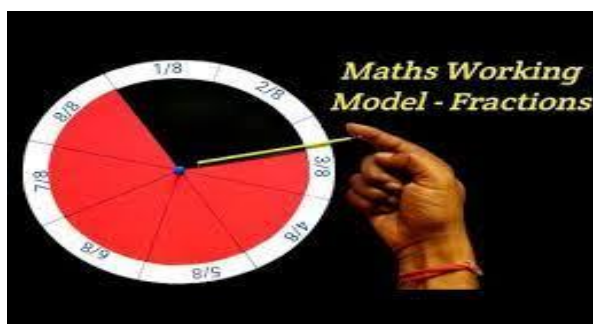
## MATHEMATICS

Note- Child has to record a short video (not more than 1 minute), express the working of his/her model and send it via mail at [class4bjis@gmail.com](mailto:class4bjis@gmail.com)  
Subject line of the mail must be Child's full Name, Class and Section.

### ROLL NO. 19 to 21

#### **Make a Working Model of Fractions**

of small size that can be pasted in notebook. (Refer to this link)  
<https://www.youtube.com/watch?v=uUdkQL6rRb4>



### ROLL NO. 22 & 23

#### **Make a Polygons Chart on A4 size sheet. (Refer to this link)**

<https://www.youtube.com/watch?v=fqI-vNPxseo>

### ROLL NO. 24 & 25

#### **Make a Tree Chart showing 'Types of Fractions' on A4 size sheet. (Refer to this link)**

[https://www.youtube.com/watch?v=L\\_eaIT8Pz1U](https://www.youtube.com/watch?v=L_eaIT8Pz1U)

### ROLL NO. 26 to 28

#### **Make a Working Model of Geometrical shapes. (Refer to this link)**

<https://www.youtube.com/watch?v=ax4gNngrj4g>



Note: 1) The given links are just for reference. Children may use their own creativity to make their models or charts.

2) Learn tables up to 20.

**NOTE: ALL THE GIVEN WORKSHEETS HAVE TO BE DONE BY ALL THE STUDENTS.**

**TAKE THE PRINT OUT AND PASTE IN THE MATHEMATICS PRACTICE NOTEBOOK.**

## WORKSHEET- 1

### Multiplication Strategies

$$9 \times 13 = ?$$

Consider this as

$$10 \times 13 = 130$$

Now remove 13 from this.

$$130 - 13 = 117$$

**Note:** It is easier to round the number to 10 here and multiply that with 13. Now your problem becomes easier to solve.

$$11 \times 12 = ?$$

Consider this as

$$10 \times 12 = 120$$

Now add 12 to this.

$$120 + 12 = 132$$

**Note:** It is easier to round the number to 10 here and multiply that with 12. Now your problem becomes easier to solve.

Use this strategy to solve the following:

i.  $8 \times 12 =$

vi.  $18 \times 12 =$

ii.  $9 \times 15 =$

vii.  $17 \times 6 =$

iii.  $11 \times 13 =$

viii.  $24 \times 14 =$

iv.  $12 \times 15 =$

ix.  $39 \times 16 =$

v.  $21 \times 9 =$

x.  $6 \times 9 =$

## WORKSHEET -2

# Multiplication

## Break Apart Method

Solved:

$$2 \times 38$$

$$= 2(\underline{30} + \underline{8})$$

$$= (\underline{2} \times \underline{30}) + (\underline{2} \times \underline{8})$$

$$= \underline{60} + \underline{30}$$

$$= \underline{76}$$

$$5 \times 56$$

$$= 5(\underline{\quad} + \underline{\quad})$$

$$= (\underline{\quad} \times \underline{\quad}) + (\underline{\quad} \times \underline{\quad})$$

$$= \underline{\quad} + \underline{\quad}$$

$$= \underline{\quad}$$

$$3 \times 26$$

$$= 3(\underline{\quad} + \underline{\quad})$$

$$= (\underline{\quad} \times \underline{\quad}) + (\underline{\quad} \times \underline{\quad})$$

$$= \underline{\quad} + \underline{\quad}$$

$$= \underline{\quad}$$

$$7 \times 54$$

$$= 7(\underline{\quad} + \underline{\quad})$$

$$= (\underline{\quad} \times \underline{\quad}) + (\underline{\quad} \times \underline{\quad})$$

$$= \underline{\quad} + \underline{\quad}$$

$$= \underline{\quad}$$

$$4 \times 92$$

$$= 4(\underline{\quad} + \underline{\quad})$$

$$= (\underline{\quad} \times \underline{\quad}) + (\underline{\quad} \times \underline{\quad})$$

$$= \underline{\quad} + \underline{\quad}$$

$$= \underline{\quad}$$

$$6 \times 68$$

$$= 6(\underline{\quad} + \underline{\quad})$$

$$= (\underline{\quad} \times \underline{\quad}) + (\underline{\quad} \times \underline{\quad})$$

$$= \underline{\quad} + \underline{\quad}$$

$$= \underline{\quad}$$

## WORKSHEET-3

# Sudoku

## Moderate

Fill each box with a number between 1 and 9 in a manner that the same number does not appear twice in any specific row or column.

	6			4	1
		1			3
6	3	4		1	2
5				6	
			4		5

	5		3		
	6		4		
			1		2
	3		6		4
4	2	6	5		
	1				

3		6			
5				6	1
6	3		2	5	4
4				3	
2				4	

1	4		2	3	6
					3
	1	2	4	6	5
4					
			3	5	

## SCIENCE

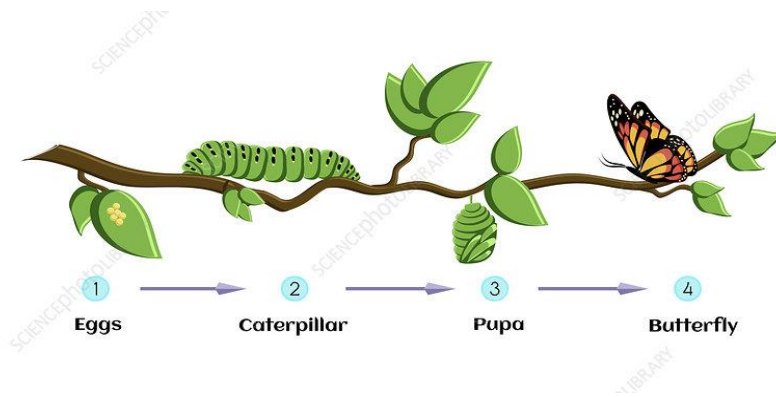
### ROLL NO.10-14

Make a model on the 'Life Cycle of Butterfly'.

Links for reference

<https://youtube.com/shorts/gdnPzqF0dFc?si=Pssl680Po7578Z1z>

<https://youtube.com/shorts/9FBI9kykxYc?si=tK4HT5-QMIPGDQPm>



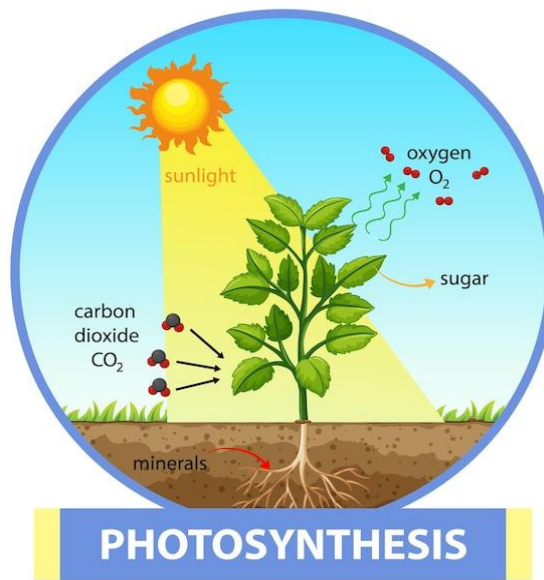
### ROLL NO.15-18

Make a model on 'The Process of Photosynthesis in Plants'.

Links for reference

<https://youtube.com/shorts/R2QO85xSLoU?si=hNPOrSGv2TPOno6K>

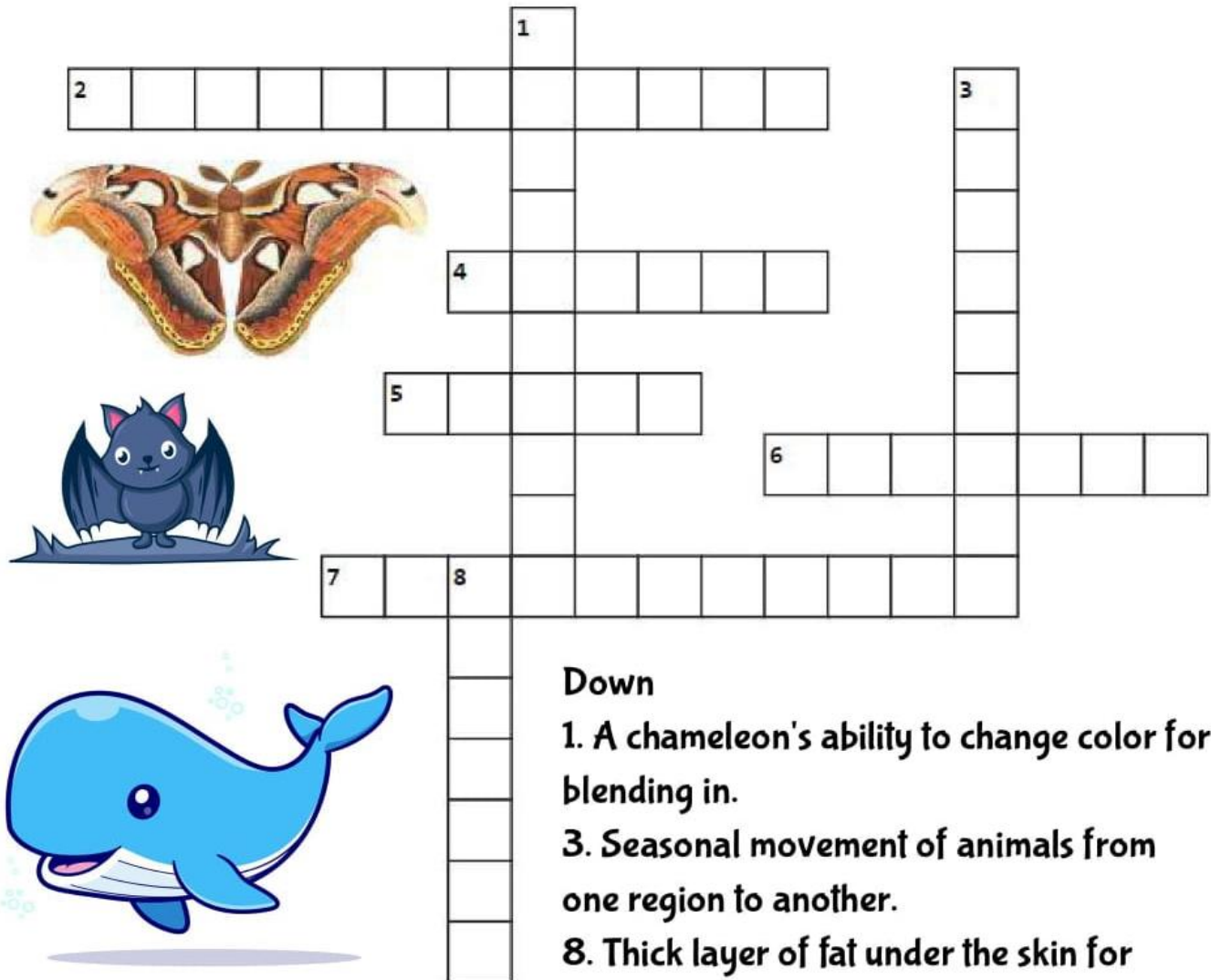
<https://youtu.be/zNYnoSr114?si=1PkgUAlBe0o01eRv>



**TAKE THE PRINT OUT AND PASTE IN THE SCIENCE PRACTICE NOTEBOOK.**

## WORKSHEET

# Animal Adaptations Crossword




### Across

- 2. Using sound waves to navigate, like bats do.
- 4. Sharp, pointed spines on certain animals for protection.
- 5. Breathing organs for aquatic animals.
- 6. Resembling another organism for protection.
- 7. Winter dormancy to conserve energy.



## SOCIAL SCIENCE



**Roll no. 1-5**

Make a Lapbook on any one of the seven continents of the world.

Refer to this link

<https://youtu.be/SPB5qBvFbec>



**Roll No. 6-9**

Make a 3D Model on the Physical features of India.

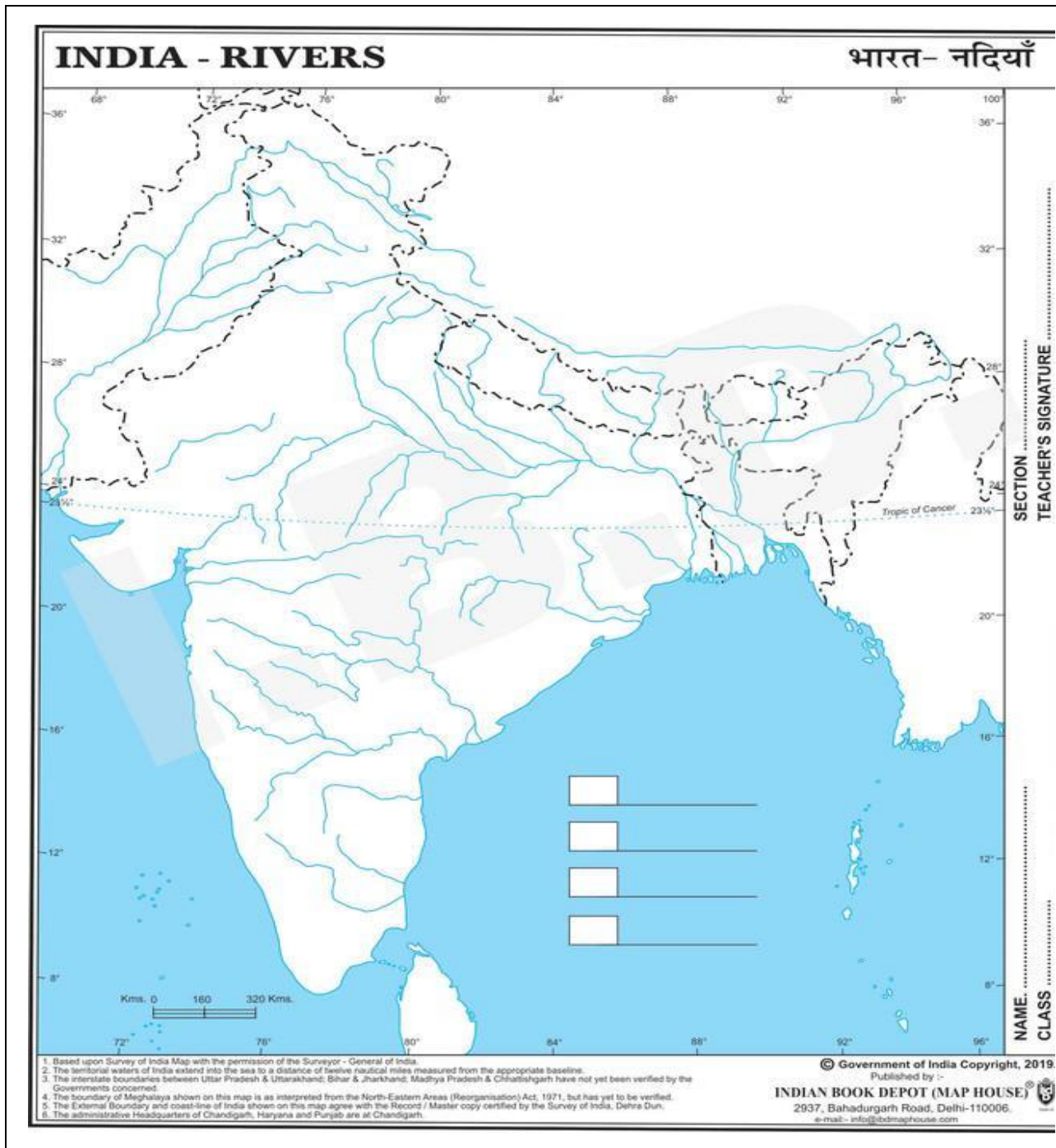
Refer to this link

<https://pin.it/3dRhR8KbY>

**Note:** The given links are just for reference. Children may use their own creativity to make their models.

## MAP ACTIVITY

Mark and label the major rivers of India on the RIVER MAP.



## WORKSHEET

India is a land of picturesque beauty, the crown of our pride, the land of diversities, the land of culture and style. Let's explore any two states of different directions and make a comparison table as given below on A-3 size sheet.

Terms of Comparison	State 1 (name of the state with picture)	State 2 (name of the state with picture)
Geographical location		
Climatic condition		
Flora and Fauna		
Food Habits		
Main Occupation		
Temperature		

Note: Take a printout of map and mark the major rivers of India. Paste it on A4 size sheet.

The given map activity and worksheet is **mandatory** for all the students.